
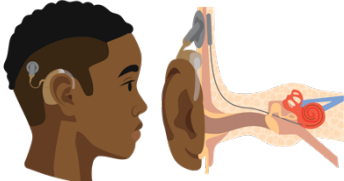

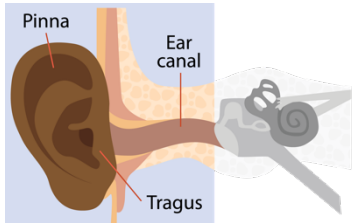
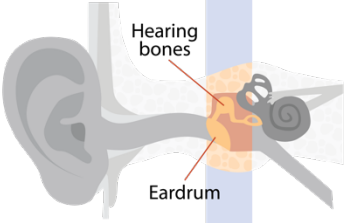




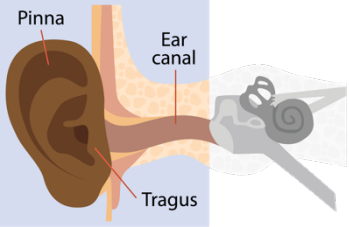




Term	Definition	Image
<b>Behind-the-ear (BTE) hearing aid</b>	A type of hearing aid that is positioned behind a person's ear.	
<b>Cochlear implant</b>	An electronic hearing device that helps a person with <b>severe</b> to <b>profound</b> hearing loss (a person who is Deaf). Consisting of an internal part (implanted) and an external processor.	
<b>Deaf</b>	A term used for a person with <b>severe</b> to <b>profound</b> hearing loss in both ears as they can only hear very loud sounds or hear nothing at all. People who are Deaf are often fitted with cochlear implants or use sign language for communication.	
<b>Discharge</b>	Fluid that comes out of a part of the body. It is often a sign of an infection.	
<b>Ear and hearing professional</b>	Professionals that test, manage, and treat ear and hearing problems.	
<b>Ear canal</b>	Part of the outer ear that goes from the pinna to the eardrum.	
<b>Eardrum (tympanic membrane)</b>	A thin layer of tissue that separates the outer and middle ear and protects the middle ear from infection.	
<b>Foreign body</b>	An unwanted object that is stuck in a body part but should not be there. For example, a grain of sand under the eye lid or an insect in the ear canal.	

<b>Hard of hearing</b>	A term used for a person with <b>mild</b> to <b>severe</b> hearing loss, who cannot hear as well as a person with normal hearing.	
<b>Otoscope</b>	Magnifier tool with a light used to visually inspect a person's ear.	
<b>Pinna</b>	Visible part of the outer ear.	
<b>Preprogrammed hearing aid</b>	A type of hearing aid which has options already programmed according to common types of hearing loss.	
<b>Programmable hearing aid</b>	A type of hearing aid which can be programmed to match an individual's specific hearing loss.	
<b>Pus</b>	A thick fluid that forms when your body fights an infection. It may have an unusual colour or smell.	
<b>Speculum</b>	Removable tip of otoscope, which goes inside the person's ear.	
<b>Tragus</b>	Part of the pinna that covers and protects the opening of the ear canal.	
<b>Wick</b>	A piece of absorbent material that is used to remove liquid.	